

Three Rivers Human Service Zone Board
Meeting Minutes
Three Rivers Human Services Board Room
Mandan
210 2nd Ave NW
February 15, 2024

Meeting Call to Order:

- Dennis called meeting to order at 10:01 AM

Roll Call:

Mandan: Dennis Meier, Jackie Buckley, Rosemary Lawson, Lori Flaaten via online, Heidi Peltz via online, Dawson Holle, Karen Rohr

Carson: Marty Meyer absent, Charlie Steinkuehler via online

Fort Yates: Ken Snider absent, John Pretty Bear via phone

Others present: Jodie Leier, Vince Gillette, Mandy Garrett, Jenny Wetsch, Wendy Bent

Approval of Agenda

- Moved by Karen Rohr to approve the agenda seconded by Rosemary Lawson. Motion carried.

Approval of Minutes from January 18, 2024

- Moved by Karen Rohr, seconded by Dawson Holle to approve the minutes from January 18, 2024. Motion carried.

Review and Approval of February 2024 Bills:

- Jackie Buckley came early to review the bills.
- Moved by Jackie Buckley, seconded by Dawson Holle to approve the bills as presented. With a unanimous roll call vote the bills were approved.

| Name | Roll Call | Bills Approved |
|----------------------|------------|--------------------|
| Jackie Buckley | P | Y |
| Lori Flaaten | P (Online) | Y |
| Rosemary Lawson | P | Y |
| Heidi Peltz | P (Online) | Y |
| Marty Meyer | A | A |
| Charlie Steinkuehler | P (Online) | Y |
| Ken Snider | A | A |
| John Pretty Bear | P (Phone) | Absent during vote |
| Dennis Meier | P | Y |
| Karen Rohr | P | P |
| Dawson Holle | P | Y |

Budget Review

- Dennis explained that the financials for the year end are not available at this meeting as some of the bills being paid in February bills are carried over from December 2023. Financials will hopefully be available by March's meeting.

Vince - Three Rivers Human Service Zone Tribal Liaison Report for February 2024

- There are approximately 120ish SRST foster children placed in ND foster homes that he helps to facilitate visits.
- Standing Rock currently has 30 ND IV-E cases and 39 SD IV-E in ND Foster Homes. There are 300+ Tribal Cases and 638 Foster Care Placements.
- Vince continues to attend monthly TEAMS meetings with the ND CFS, SD CFS, Tribal and Zone Staff throughout the state who have tribal foster care placement in their foster homes.
- There are separate meetings for Licensure of Foster homes, Tribal Foster children in Zone homes, case management monthly training and a state IV-E and Tribal IV-E eligibility meeting.
- Vince continues to help facilitate meetings for 100+ between zones Social Workers and Zone foster homes and group facilities.
- Vince answers questions for foster parents about various topics.
- Vince researches the Zone Medicaid issues with the foster children bills that are not being paid, so he works with Medicaid and the facilities to get them paid. He also works to get SD foster children on ND Medicaid and talking with business offices of medical facilities clearing up the non-payment issues.
- Turtle Mountains has a new worker doing the IV-E Administrative reimbursement claims. Vince has been helping her develop a system to submit the claims. It is overwhelming if you haven't done it before.
- ND released the FMAP amounts that Tribes can claim for expenses during the 2023-2025 biennium. The total amount available to the Tribes is 1.2 million which needs to be claimed before June 30, 2024. Vince continues to offer his services to complete the FMAP reimbursements.
- Vince also does the indirect expenses for Fort Yates since we went to a zone in 2020. He prepares the indirect vouchers and submits them to the auditor for payment, this runs around \$3500 a month.
- Standing Rock has requested assistance with visits again. Vince did 21 face-to-face visits for the Standing Rock Sioux Tribe for the month of January. He does the visit coordination for 120 or so kids throughout the state and from SD.

Mandy Garrett – Income Maintenance/Eligibility Supervisor

- Three Rivers Zone Office Information
 - Current Openings: Eligibility Worker II position has been posted regionally. We will begin interviewing next week week.
 - New Hire: Roger Bryant has been hired as a Support Specialist and will begin work on Monday.
- Medicaid
 - Total Households: January 2024 - 508
 - Total Individuals: January 2024 - 1279
 - Total Benefits: N/A
- SNAP
 - Total Households: December 2023 - 461
 - Total Individuals: December 2023 - 1231
 - Total Benefits Paid: December 2023 – \$638.8 K

- LIHEAP
 - Total Households: December 2023 - 228
 - Total Individuals: December 2023 – 578
 - Total Benefits: December 2023 - \$27.9K
- TANF (Temporary Assistance for Needy Families)
 - Total Households: December 2023 – 56
 - Total Individuals: December 2023 – 223
 - Total Benefits: December 2023 - \$38.8K
- Childcare Assistance Program
 - Total Households: December 2023 - 43
 - Total Individuals: December 2023 – 151
 - Total Benefits Issued: December 2023 - \$102.1K
- Call Center November Stats
 - See the STAT sheet for detailed Tier Information.
 - The Call Center SWAT Team was created to assist with reschedules for clients who call in when they have missed their interviews or would like to get it completed right away.
- Support Specialists (Statewide)
 - Continue to assist with apply for help email inbox – As of 1/12/24 they were working on 1/7/24 emails.

Jenny Wetsch – Child Protection

- See the attached Statistical information which was presented during the meeting.
 - 69 total reports in December. 1 Report in Grant County and 0 Reports for Sioux County.
 - 31 assigned as Full.
 - 1 ATP Assessments.
 - 37 Administratively Assessed or Administrative Referrals.
 - 0 Alt Response.
 - 1 Substance Exposed Infant (SEI)
 - 3 Child Sex Cases
 - 1 Prenatal Drug Cases
 - 0 Courtesy Interview Requests from other zones/1 Law Enforcement
 - 0 Conflict cases for another Zone
 - We have a Parent Aide Position open as Camille has accepted the SW position in FC/IH. We are transitioning her cases to Jen in the interim.

Natalie Anderson – Foster Care/In Home/FP Licensing

- See the attached statistical information which was presented during the meeting.
- Currently we have 68 cases.
 - 51 Foster Care
 - 17 In-Home Cases, ICPC, Courtesy Case Management & Home Study's
 - 32 Foster Homes/PATH
 - 2 QRTP/PRTF
 - 12 Relative Care
 - 4-18+
 - 1-YCC

- Camille Martell has accepted the SW position vacated by Sara Moran and will begin Monday.

Eligibility Redesign Update

- Dennis reported more people are being hired for the call center.
- The directors use a spreadsheet for all zones and place their concerns with a solution by it to be reviewed at their January meeting.
- The idea of using a holiday rotation for the CSC in its infancy. Prevents everybody from taking off the same days before and after the holidays. This will assist with coverage on the CSC to assure we are meeting the client's needs.
- The state informed directors EBT card issuance could take 9-12 months to implement due to system changes and training needs.
- There are plans to combine swim lanes 2 and 3. They will be able to spread LIHEAP to both groups. Childcare will move to swim lane 4.
- Moving workers around to better meet the call center demands.
- There have been a lot of missed interviews. Now discussion of doing interviews on demand.

Director's Meeting Update

- The new HHS Commissioner has been hired to replace Chris Jones.
- Use of the Spreadsheet for concerns.
- Adoption Redesign kickoff is February 1. There is a Townhall on the January 19th for the redesign,

Zone Plan Update

- The 2024 Zone Plan needs to be done by February 1 and sent to Kristen Hasbargen. The updates include new board members and their bios, updated organization chart, contracts and MOU's, Depreciation Schedules, etc.
- The 1st payment for Direct Expenses was received for 2024 for all office locations.

Other

- John PrettyBear shared his concerns over the problems the residents of Sioux County are experiencing due to the slowness in processing applications. He expressed the hardships the eligibility redesign has caused the citizens. They are not receiving SNAP, LIHEAP, TANF or Health Care benefits in a timely manner. This leaves many without the vital necessities or to forego SNAP benefits completely and choose the option of commodities because that at least provides some food for their immediate needs.
- Another concern is everybody receives the same dollar amount for SNAP but it doesn't take into account that those in the small communities are paying a lot more for their groceries than those in Bismarck/Mandan.
- There are no Food Pantries available to those in Grant and Sioux County.
- The high poverty rate also places the most vulnerable residents with limited access to phone service and emergency care.
- John shared recent contacts he has had with recipients of programs whose benefits are held up for review. It was felt that the control of processing benefits was more efficient and beneficial to our smaller communities when our zone was disseminating the programs and should go back to the zones. These concerns will be taken to the ND Indian Affairs Commission.
- Ken Snider and Charles Steinkuehler also shared similar stories as John did with community interaction.


- During the discussions several suggestions were made to try to help solve the service issues.
- Dawson Holle and Karen Rohr are appointed legislative representatives to the board. Dawson would like to have more contact with John Pretty Bear regarding these issues. John has invited Dawson to come to Fort Yates when they have their council meetings.

Adjourn:

- Moved by Heidi Peltz, seconded by Dawson Holle to adjourn the meeting at 11:42 AM. Motion carried.

Next Meeting March 21, 2024 – 10 AM, Mandan

Respectfully Submitted,



Jodie Leier

Fiscal Services

Three Rivers Human Service Zone

There are approx. 120ish SRST foster children placed in ND foster homes that I help facilitate visits . This number is probably larger, the Tribe has approx. 300+ in care, but they won't really tell you where the children are placed. 41 of these placements are SD Paid Foster Care placements and 30 ND Tribal IV E Paid FC placements and approx. 200+ tribal 638 foster care paid placements and relative care placements.

I attend ND IV E and Tribal IV E eligibility meeting. I spend a lot of time with Medicaid issues with the foster kids Medicaid, bills not being paid, getting SD foster kids on ND Medicaid, and talking with business offices of medical facilities clearing up nonpayment issues with current foster children and children previously in care.

ND released the new FMAP amounts that Tribes can claim for expenses during the SFY 23-24. The have been signed by the Tribes and they can start billing. I anticipate Standing Rock and MHA may require some assistance; they all have new workers in that position. Spirit Lake has an experienced worker and Turtle Mountain has a worker that thinks she can do the report. The total amount available to tribes is \$1.2 Million that needs to be claimed prior to June 30, 2024. I have offered my services to complete the FMAP reimbursement request if they send me the raw data and I would compile the report, send it to them for review and signature.

You can bill IV E admin reimbursement and FMAP for the same time period and is still in the discussion stages with the tribes. Spirit Lake has the bookkeeping already in place to do this, and we are supposed to have a meeting in February, but I haven't heard anything to date.

I have done the indirect expenses for Sioux County since we went to a zone in 2020. I exam the bills, prepare the vouchers, submit them to the Sioux County Auditor to prepare the checks and pay

the bills, about \$3500.00ish a month. These numbers are submitted to Jodie Leier for the 119 indirect cost report that is submitted to the state.

Standing Rock requested assistance with visits again and I did 21 visits for SRST in the month of January, primarily in the last 2 weeks, because they are slow to let me know they need a visit done.

Vincent Gillette

Tribal Liaison

TRHSZ FOSTER CARE / IN-HOME

CASE LOADs January 2024

CASE LOADS TOTALS = 71

54 Foster care – (Foster care is counted by child)

36- foster homes/PATH 2-QRTP/PRTF 11-Relative Care 4-18+ 1-YCC

17 In-Home Cases, ICPC, Courtesy Case management & Home studies

| | Opened | Closed |
|------------------|----------|----------|
| 2023 | | |
| August | 3 | 5 |
| September | 6 | 1 |
| October | 2 | 4 |
| November | 0 | 3 |
| December | 0 | 4 |
| 2024 | | |
| January | 6 | 0 |

2022- TRHSZ

| <u>Jan</u> | <u>Feb</u> | <u>Mar</u> | <u>Apr</u> | <u>May</u> | <u>June</u> | <u>July</u> | <u>Aug</u> | <u>Sept</u> | <u>Oct</u> | <u>Nov</u> | <u>Dec</u> |
|------------|------------|------------|------------|------------|-------------|-------------|------------|-------------|------------|------------|------------|
| 103 | 112 | 111 | 107 | 100 | 99 | 94 | 82 | 84 | 79 | 83 | 82 |

2023-TRHSZ

| <u>Jan</u> | <u>Feb</u> | <u>Mar</u> | <u>Apr</u> | <u>May</u> | <u>June</u> | <u>July</u> | <u>Aug</u> | <u>Sept</u> | <u>Oct</u> | <u>Nov</u> | <u>Dec</u> |
|------------|------------|------------|------------|------------|-------------|-------------|------------|-------------|------------|------------|------------|
| 77 | 66 | 72 | 74 | 74 | 72 | 68 | 69 | 74 | 74 | 72 | 68 |

2024-TRHSZ

Jan Feb Mar Apr May June July Aug Sept Oct Nov Dec

71

2023

| SM / CM | Aug | Sept | Oct | Nov | Dec |
|----------------|------------|-------------|------------|------------|------------|
| Foster Care | 6 | 3 | 3 | 3 | vacant |
| In-Home | 4 | 3 | 2 | 2 | |
| Total | 10 | 6 | 5 | 5 | |

| KG | Aug | Sept | Oct | Nov | Dec |
|--------------|------------|-------------|------------|------------|------------|
| Foster Care | 8 | 8 | 9 | 9 | 7 |
| In-Home | 4 | 5 | 4 | 2 | 4 |
| Total | 12 | 13 | 13 | 11 | 11 |

| TM | Aug | Sept | Oct | Nov | Dec |
|--------------|------------|-------------|------------|------------|------------|
| Foster Care | 8 | 9 | 9 | 8 | 8 |
| In-Home | 4 | 4 | 4 | 4 | 3 |
| Total | 12 | 13 | 13 | 12 | 11 |

| TS | Aug | Sept | Oct | Nov | Dec |
|--------------|------------|-------------|------------|------------|------------|
| Foster Care | 6 | 9 | 9 | 9 | 9 |
| In-Home | 4 | 2 | 2 | 2 | 3 |
| Total | 10 | 11 | 11 | 11 | 12 |

| NK | Aug | Sept | Oct | Nov | Dec |
|--------------|------------|-------------|------------|------------|------------|
| Foster Care | 10 | 10 | 10 | 10 | 11 |
| In-Home | 2 | 1 | 1 | 1 | 1 |
| Total | 12 | 11 | 11 | 11 | 12 |

| JD | Aug | Sept | Oct | Nov | Dec |
|--------------|------------|-------------|------------|------------|------------|
| Foster Care | 6 | 6 | 6 | 8 | 8 |
| In-Home | 6 | 6 | 5 | 4 | 3 |
| Total | 12 | 12 | 11 | 12 | 11 |

| EV | Aug | Sept | Oct | Nov | Dec |
|---------------|------------|-------------|------------|------------|------------|
| Foster Care | SL | 7 | 7 | 8 | 8 |
| In-Home | | 1 | 3 | 2 | 3 |
| Total: | | 8 | 10 | 10 | 11 |

THREE RIVERS HUMAN SERVICE ZONE

Child Protection Reports January 1 to January 31st

-Of the 83 total reports in January, 35 Administratively Assessed (AA)/Administrative Referrals (AR), and 4 Assessment Terminated in Progress (ATP).

Grant County- 3

Sioux County- 0 (non-reservation cases)

* Total number of Substance Exposed Infant (SEI) cases- 1

* Total number of Child Sexual Behavior (CSB) cases- 4

*Total number of Prenatal Exposure (drugs/alcohol)- 1

*Total number of courtesy interview requests- 2 from another zone, 1 LE assist

* Conflict cases for another Zone- 0

Beginning Jan caseload-

Opened/Closed- Jan 1- Jan 31st-

CPS Supervisor (JW)- 10

Opened-4, Closed-7, End- 7 (*2 combine)

CPS Worker (KO)- 13

Opened-6, Closed- 9, End-10 (*3 new reports received on open cases)

CPS Worker (AS)- 12

Opened-5, Closed-3, End-14 (*2 new reports received on open cases)

CPS Worker (MH)-27

Opened-7, Closed-9, End-25 (*3 new reports received on open cases)

CPS Worker (BM)- 11

Opened-7, Closed-5, End-13 (*2 new reports received on open case)

CPS Worker (TB)- 7

Opened-5, Closed- 3, End- 9 (*1 new report received on open case)

Parent Aide Caseload

| | | | | | | | | | | | | | |
|-------------|------------|------------|------------|------------|------------|-------------|-------------|------------|-------------|------------|------------|------------|------------|
| CM - | Jan | Feb | Mar | Apr | May | June | July | Aug | Sept | Oct | Nov | Dec | Jan |
| | 9 | 10 | 10 | 11 | 13 | 13 | 13 | vacant | 7 | 10 | 14 | 14 | 15 |

| | | | | | | | | | | | | | |
|------------|------------|------------|------------|------------|------------|-------------|-------------|------------|-------------|------------|------------|------------|------------|
| JA- | Jan | Feb | Mar | Apr | May | June | July | Aug | Sept | Oct | Nov | Dec | Jan |
| | 6 | vacant | 7 | 8 | 10 | 10 | 12 | 13 | 14 | 13 | 14 | 14 | 14 |

CPS REPORTS BY MONTH AND YEAR

CPS REPORTS BY MONTH AND YEAR

| | 2016 | 2017 | 2018 | 2019 |
|------------|------|------|------|------|
| JANUARY | 58 | 77 | 92 | |
| FEBRUARY | 60 | 58 | 59 | |
| MARCH | 70 | 73 | 89 | |
| APRIL | 53 | 60 | 85 | |
| MAY | 77 | 110 | 106 | |
| JUNE | 42 | 62 | 56 | |
| JULY | 44 | 63 | | |
| AUGUST | 46 | 60 | | |
| SEPTEMBER | 53 | 70 | | |
| OCTOBER | 42 | 70 | | |
| NOVEMBER | 51 | 88 | | |
| DECEMBER | 43 | 76 | | |
| YEAR TOTAL | 639 | 867 | 487 | 0 |

**TOTAL 960 REPORTS
FOR ZONE**

| | 2022 | 2023 | 2024 |
|-------------------|------------|-------------|-----------|
| JANUARY | 67 | 90 | 83 |
| FEBRUARY | 83 | 83 | |
| MARCH | 88 | 95 | |
| APRIL | 81 | 86 | |
| MAY | 86 | 76 | |
| JUNE | 79 | 68 | |
| JULY | 59 | 70 | |
| AUGUST | 74 | 98 | |
| SEPTEMBER | 85 | 108 | |
| OCTOBER | 66 | 82 | |
| NOVEMBER | 71 | 89 | |
| DECEMBER | 71 | 69 | |
| YEAR TOTAL | 910 | 1014 | 83 |

ASSIGNED 960'S

| | 2022 | 2023 | 2024 |
|-------------------|------------|------------|-----------|
| JANUARY | 31 | 53 | 48 |
| FEBRUARY | 41 | 43 | |
| MARCH | 55 | 56 | |
| APRIL | 52 | 53 | |
| MAY | 57 | 44 | |
| JUNE | 40 | 36 | |
| JULY | 36 | 44 | |
| AUGUST | 39 | 55 | |
| SEPTEMBER | 38 | 62 | |
| OCTOBER | 30 | 44 | |
| NOVEMBER | 43 | 57 | |
| DECEMBER | 40 | 32 | |
| YEAR TOTAL | 502 | 579 | 48 |

Three Rivers Human Service Zone- Economic Assistance Report

February 2024

Three Rivers Zone office information:

- **Current Openings:** Eligibility Worker II -Posted regionally
- **New Hire:** Hired and waiting on background

Three Rivers Zone Stats:

SNAP Program (Supplemental Nutritional Assistance Program)

| | Oct-23 | Nov-23 | Dec-23 | Jan-24 |
|-----------------------|----------|----------|------------|----------|
| Total Households | 535 | 528 | 476(461) | 484 |
| Total individuals | 1,410 | 1,353 | 1276(1231) | 1279 |
| Total benefits issued | \$649.4K | \$641.2k | \$641.8K | \$625.9K |

LIHEAP Program (Low income Home Energy Assistance Program)

| | Oct-23 | Nov-23 | Dec-23 | Jan-24 |
|-----------------------|------------|-----------|----------|---------|
| Total Households | 549(494) | 400(340) | 281(228) | 203 |
| Total individuals | 1400(1252) | 1040(882) | 722(578) | 601 |
| Total Benefits issued | \$23.9k | \$37.6K | \$49.3KK | \$49.3K |

Child Care Assistance Program

| | Oct-23 | Nov-23 | Dec-23 | Jan-24 |
|-----------------------|----------|----------|----------|----------|
| Total Households | 51 | 39 | 53(43) | 48 |
| Total individuals | 172 | 146 | 196(151) | 186 |
| Total Benefits issued | \$109.1k | \$107.3k | \$104.3K | \$101.1K |

Health Care Coverage

| | Oct-23 | Nov-23 | Dec-23 | Jan-24 |
|-------------------|------------|------------|-----------|--------|
| Total Households | 639(604) | 593(553) | 583(495) | 508 |
| Total individuals | 1239(1176) | 1207(1128) | 1177(966) | 985 |
| Total Benefits | N/A | N/A | N/A | |

TANF (Temporary Assistance for Needy Families)

| | Oct-23 | Nov-23 | Dec-23 | Jan-24 |
|-----------------------|----------|----------|----------|---------|
| Total Households | 63(61) | 59(58) | 62(56) | 61 |
| Total individuals | 254(247) | 213(210) | 245(223) | 245 |
| Total Benefits issued | \$43.5k | \$41.2k | \$40.6K | \$36.8k |

Call Center information Stats:

| | Oct-23 | Nov-23 | Dec-23 | Jan-24 |
|---------------------------|--------|---------|---------|---------|
| Tier 1 call volume | N/A | 6929 | 6130 | 6164 |
| Tier 1 Accepted calls | N/A | 5286 | 4725 | 4605 |
| Tier 1 Missed calls | N/A | 1471 | 1209 | 1318 |
| Tier 1 Dropped calls | N/A | 9 | 4 | 2 |
| Tier 1 Average Queue time | N/A | 0:06:53 | 0:14:37 | 0:15:21 |
| Tier 1 Average Talktime | N/A | 0:07:53 | 0:08:36 | 0:08:49 |
| Tier 2 call volume | N/A | 34498 | 31498 | 35274 |
| Tier 2 Accepted calls | N/A | 23269 | 20397 | 23550 |
| Tier 2 Missed calls | N/A | 10514 | 10360 | 10909 |
| Tier 2 Dropped calls | N/A | 141 | 76 | 97 |
| Tier 2 Average Queue time | N/A | 0:05:44 | 0:06:31 | 0:06:13 |
| Tier 2 Average Talktime | N/A | 0:10:47 | 0:11:59 | 0:11:25 |

- Call Center SWAT Team: created to assist with reschedules for clients who call into the call center when they missed their interview or would like to get it completed right away.
 - Stats below showing impact in numbers:

IMPACT IN NUMBERS: ON-THE-SPOT INTERVIEWS VS. TEAM CAPACITY

Jan. 1 - Jan. 29



Support Specialist (Statewide):

- No changes

CPS

Team and Family Support

- Prevention Services
- Warranted removals
- Children are returned when emergency has ended
- Support meaningful active efforts and visitation
- Provide family and team with technical assistance around ICWA law

In-Home

Team and Family Support

- Participate in development and ongoing assessment and implementation of any services or safety plan
- Support provision of culturally appropriate services
- Support active efforts to maintain the family

Foster Care

Team and Family Support

- Support family visits occurring as often as possible - most natural setting, sibling togetherness.
- Support meaningful active efforts
- Children return home as soon as safe
- Support for foster parents
- State and Tribal resources

Court

Confident Testimony

- Authorized Tribal Representative assigned to provide ICWA QEW Testimony
- Credentials, training and involvement in cases to provide meaningful and informed testimony.
- Courts will feel confident in the testimony provided by the ICWA Family Preservationist



**Providing a supportive, safe,
and nurturing environment
for foster families.**


The Need

In North Dakota, there are approximately 1,500 children in foster care on any given day. In the Burleigh County Human Service Zone, there are approximately 200 youth in foster care and only about 88 licensed foster homes to provide the safe and stable temporary care needed for these kids. The current annual trend shows that for every ten homes that are recruited and licensed, nine are lost or discontinued.

Recruiting and retaining foster parents is a challenge:

- Foster youth often have many challenges and need additional services that can be daunting to navigate.
- It can be difficult for foster families to receive support since there are only a small group of people who understand the peaks and valleys of foster care.
- Recruiting new foster families is important, but research has shown the retaining of foster parents to be one of the single most powerful ways to dramatically improve the quality of healing for kids in care. This is due to the knowledge that can come from numerous years of experience and education as foster parents.

Haven Hills will provide the support, encouragement, and environment necessary to attract new and retain existing, experienced foster families.



The house pictured is part of a preliminary plan for the homes at Haven Hills.

The Project

An 80-acre neighborhood development of approximately 12 homes for foster families with additional space for 18+ transitional living, "grandparent" homes, a community building, central office, and additional services and amenities that will bring stability to dramatically improve the quality of healing for children in foster care and their entire family unit.

This will be the only initiative of this kind in the state of North Dakota; one of only a few similar ideas across the country.

Establish a Haven In Our Community

It takes an entire community of people to intentionally care for children in foster care.

Haven Hills will provide a more stable foster care environment to dramatically improve the healing and growth of the youth in foster care and their entire family unit. Foster families, who take care of these kids, will receive access to valuable support and resources. This will help break the cycle of trauma and brokenness within our community.

You can be part of the solution!

Timeline of Capital Campaign & Phases of the Project:

Phase 1 of Project - will start at \$12M raised.

- Purchase/prep land and build 6-9 homes, office/community center building.
- Recruit, interview, and select foster families to become part of this community.
- Partner with existing community support services - the goal is to provide as many on-site services as possible.

Phase 2 of Project - will start at \$18M raised.

- Additional homes built (provide "grandparent" dwellings) and community center expansion.

Phase 3 of Project - will start at \$20M raised.

- Focus on furthering relationships and offering services to biological families.

Email Us:

info@havenhillscommunity.org



Call:

Amber: 701-200-7681

Website:

havenhillscommunity.org

Social Media:

  [havenhillscommunity](https://www.instagram.com/havenhillscommunity)